

The month of February was yet another strong one for Indian equity markets with the Nifty 50 gaining 6.6%. The broader markets did much better with the BSE Midcap index up 10.5% and BSE Small cap 250 index up 12%. Interest clearly shifted to economy related stocks and cyclicals even as valuations became the dominant driving factor for stocks. On the domestic front, positive sentiments were driven predominantly by expansionist announcements in the Union Budget and strong corporate results for Q3 FY21. Foreign flows continued to be strong with inflows of ~USD 3.5 bn.

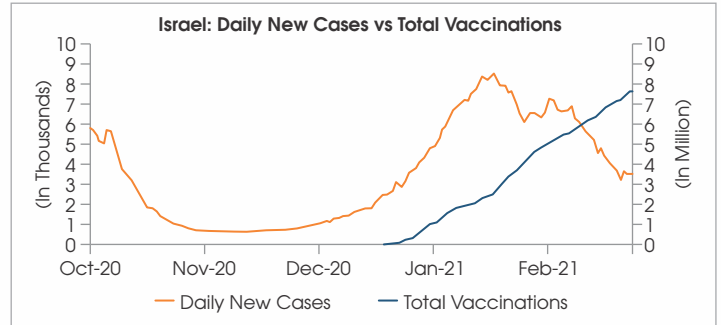
Indian economy exited recession as real GDP growth came in marginally positive in 3QFY21, driven by manufacturing, construction, and financial/real estate sectors. The Prime Minister and Finance Minister reiterated privatisation of most government companies in multiple forums. That led to renewed interest in PSU (public sector undertakings) stocks and boosted general investment environment.

Globally, concerns arose towards end of the month led by a sharp increase in US 10-year yields to 1.6% briefly. However, US Federal Reserve chairman Jerome Powell reiterated the Fed will not hike interest rates prematurely and the central bank's support to the economy will continue despite a brighter outlook.

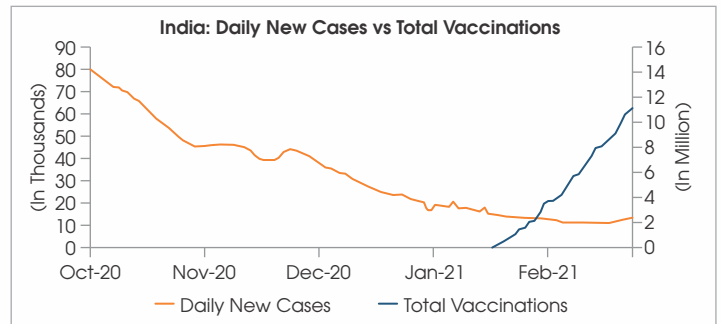
Covid Updates

There was a sharp jump in daily and active covid cases, predominantly in US and European region. However as more people are getting vaccinated, a sharp decline in the daily and active cases is clearly visible (see charts below of USA, UK and Israel). This is clearly indicating very good efficacy of the vaccines and as the number of vaccinated increases, we should see a sharp fall in number of active cases and normalisation returning.

India has also seen rise in COVID-19 cases in a couple of States. However, with the second phase of vaccination starting, we expect numbers to start falling.



Source: Worldometer



Source: Worldometer

Best Quarterly Earnings Season in a Decade:

Some highlights of the earnings season for Q3FY21 quarter^{##}:

- Second consecutive quarter of earnings upgrades (Nifty50 EPS upgraded by 3-5%)
- In a blockbuster earnings season, earning upgrade to downgrade ratio of 7:2
- Nifty Sales were in-line with flat growth. However, EBITDA/PBT/PAT growth stood at 15%/23%/22% YoY.

Key factors that drove the earnings beat v/s expectations were:

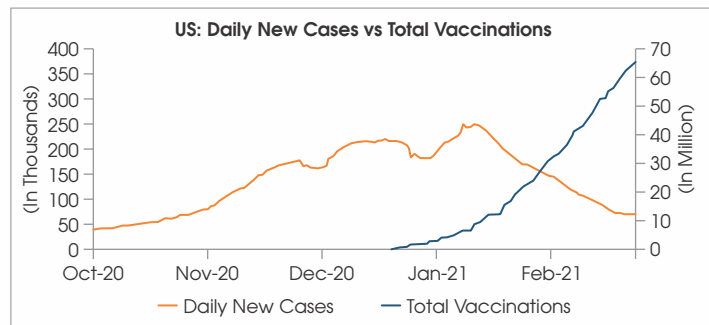
- Sharper-than-expected demand recovery with the opening up of the economy;
- Continued cost optimization measures;
- The festive season boosting consumption demand across the Staples, Durables, and Discretionary sectors;
- Strong operational delivery by the BFSI sector (especially large banks with 70%+ Provisioning coverage ratio and low restructuring of sub 1%); and
- Cyclical sectors – such as Metals, Autos, Oil & Gas (O&G), and Cement – accounting for ~three-fourths of the incremental PAT.

What we learnt this month? – Taper Tantrum

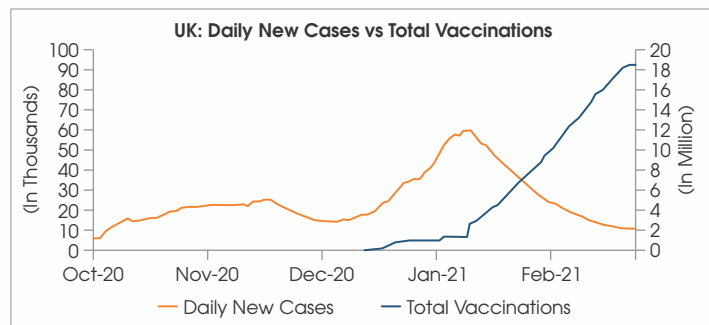
Global market reacted sharply on fears of “Taper Tantrum” towards the second half of February.

What is “Taper Tantrum”?

The phrase, taper tantrum, describes the 2013 surge in U.S. Treasury yields, resulting from the Federal Reserve's (Fed) announcement of future tapering of its policy of quantitative easing. The Fed announced that it would be reducing the pace of its purchases of Treasury bonds, to reduce the amount of money it was feeding into the economy. The ensuing rise in bond yields in reaction to the announcement was referred to as a taper tantrum in financial media.



Source: Worldometer

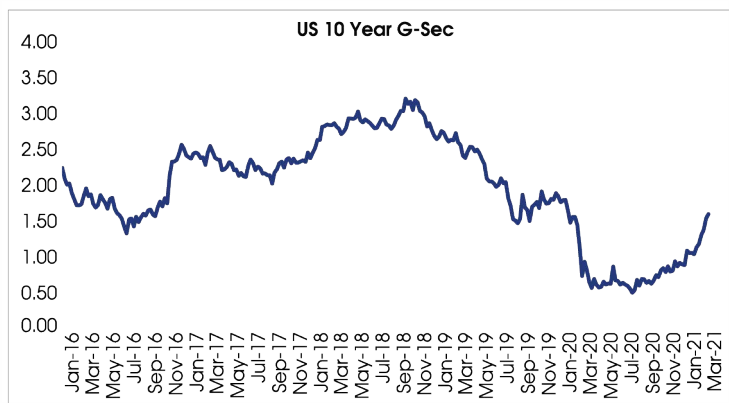


Source: Worldometer

Source*: NSDL, PTI, ANI, Bloomberg, BSE

Axis, Motilal Oswal Research.

March 2021



Source: Bloomberg

Why did the markets react sharply during February 2021?

The sharp rise in US 10-year yields from 1% to a high of 1.6% within the month of February led to speculation of Taper Tantrum 2, with speculation running high of US Fed stopping the liquidity tap and rates beginning to rise in response to rising inflation. This triggered massive unwinding of consensus carry trades leading to spike in US dollar and sell off in global equities. Emerging markets including Indian were amongst the worst hit.

Our Take?

The underpinnings driving the normalisation of US bond yields to 'pre-covid' level of ~2% should not spook equity markets, although knee-jerk reactions are expected in bull runs. Also, it is unlikely that the Fed will let US real yields rise much higher, given high levels of public and private sector leverage, higher than normal unemployment in USA and continued low inflation along with the nascent recovery stage.

Disclaimer

Abakkus Growth Fund ("AIF Fund") is a SEBI registered Category III Alternative Investment Fund and is managed by Abakkus Asset Manager LLP ("Abakkus"). Abakkus is also a SEBI registered Portfolio Manager.

This document is for the purpose of information only and is neither a general offer to buy or sell nor solicitation of an offer to buy or sell any schemes of the AIF Fund or invest under the Portfolio Management Services offered by Abakkus. The delivery of this document at any time does not imply that information herein is correct as of any time subsequent to its date. The contents of this document are provisional and may be subject to change and Abakkus has no obligation to update any or all of such information. In the preparation of the material contained in this document, the information used is based on publicly available data, certain research reports including information developed in-house. Abakkus warrants that the contents of this document are true to the best of its knowledge, however assume no liability for the relevance, accuracy or completeness of the contents herein. Abakkus (including its affiliates) and any of its Partners, officers, employees and other personnel will not accept any liability, loss, damage of any nature, including but not limited to direct, indirect, punitive, special, exemplary, consequential, as also any loss of profit in any way arising from the use of this document in any manner whatsoever. This document may include certain statements which contain words or phrases such as "believe", "expect", "anticipate", "estimate", "intend", "plan", "objective", "goal", "project", "endeavor" and similar expressions or variations of such expressions that are forward-looking statements. Actual results may differ materially from those suggested by the forward-looking statements due to risks, uncertainties or assumptions. Prospective investors should make an independent assessment, and consult their own counsel, business advisor and tax advisor as to legal, business and tax related matters concerning this document. The information contained in this document has been prepared for general guidance and does not constitute a professional advice and no person should act upon any information contained herein without obtaining specific professional advice. Abakkus nor its Affiliates or advisors would be held responsible for any reliance placed on the content of this document or for any decision based on it. Each existing / prospective investor, by accepting delivery of this document agrees to the foregoing. The investments are subject to several risk factors including but not limited to political, legal, social, economic and overall market risks. The recipient alone shall be fully responsible/are liable for any decision taken on the basis of this document.

Contact us

For Investor Service Queries

Write to us at abakkus@camsonline.com or call at +91 44 61092415 or +91 44 28432215

Source*: NSDL, PTI, ANI, Bloomberg, BSE

Abakkus Asset Manager LLP

Unit 106, B Wing, The Capital, Bandra Kurla Complex, G Block, Bandra East, Mumbai - 400051, India. Ph: +91 22 48846600 info@abakkusinvest.com