



WHAT WE ARE SEEING

VERSION 1.155

16-08-2024



1 Top 10 central banks with the highest reserves

Central Banks of the USA, Japan and China have the highest reserves amongst others



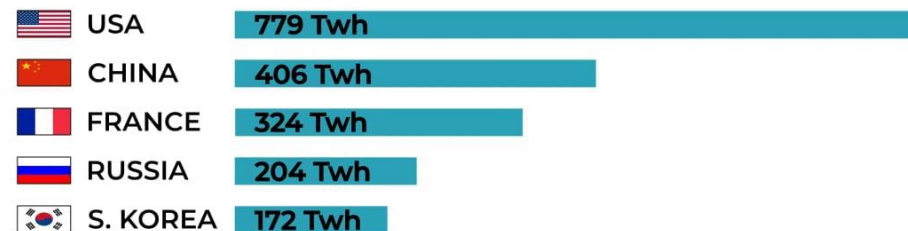
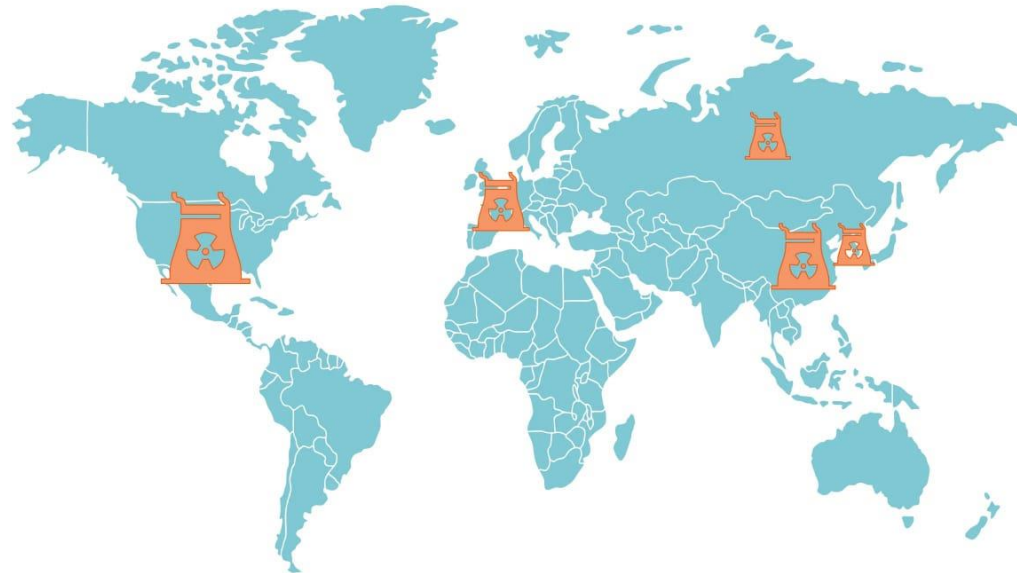
Source: Statista

Disc: The securities quoted are for illustration only and are not recommendatory.

2 Top 5 Nuclear Electricity Generating Countries in 2023

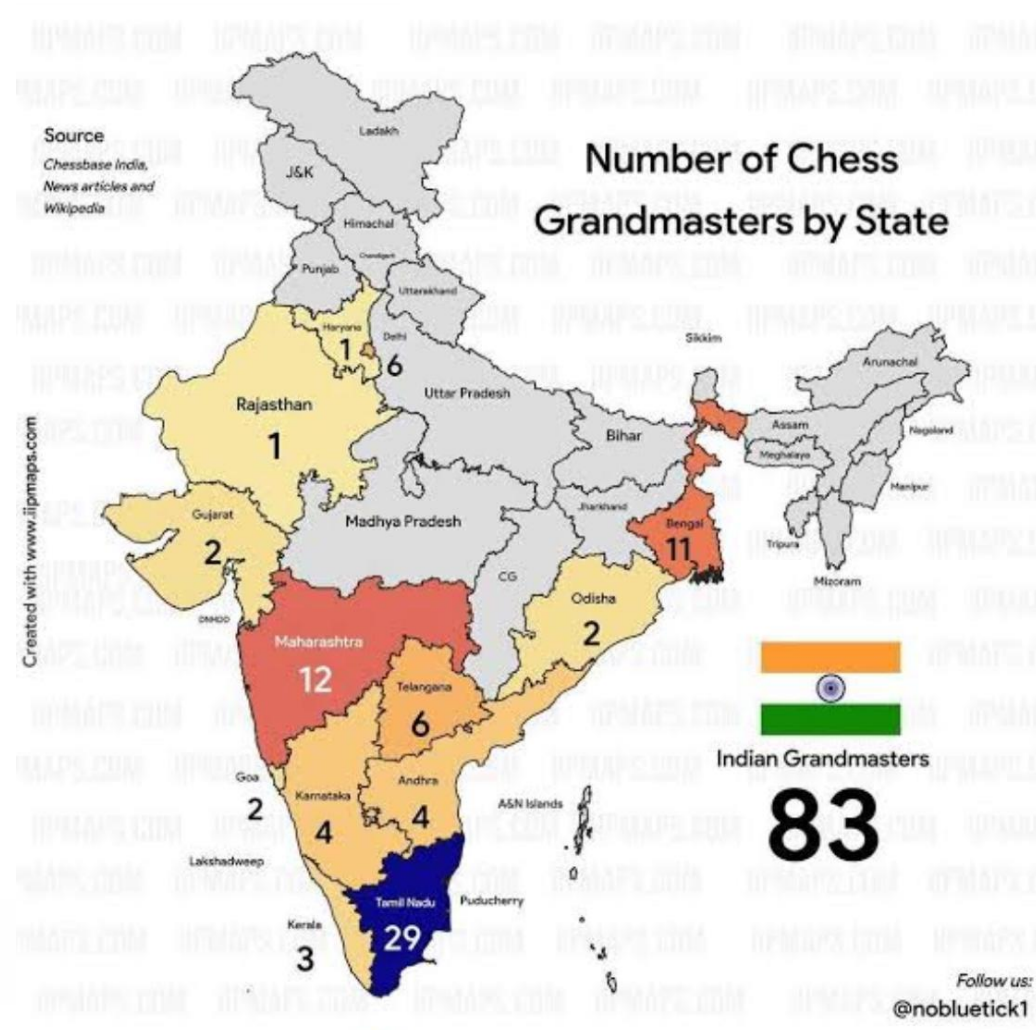
Superpowers USA, China and Russia are among the top 5 Nuclear Electricity Generating Countries!

Top 5 Nuclear Electricity Generating Countries in 2023



3 Number of Chess Grandmasters by State

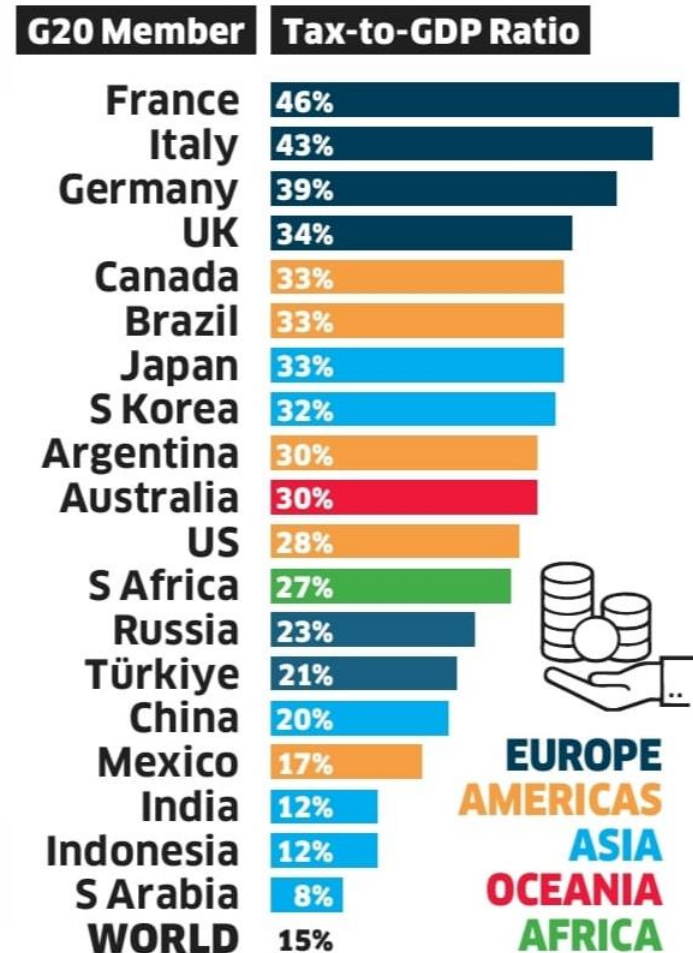
Tamil Nadu leads in the brain game; Maharashtra and West Bengal are the other major states!



4 Tax revenues as a % of GDP in G20 countries

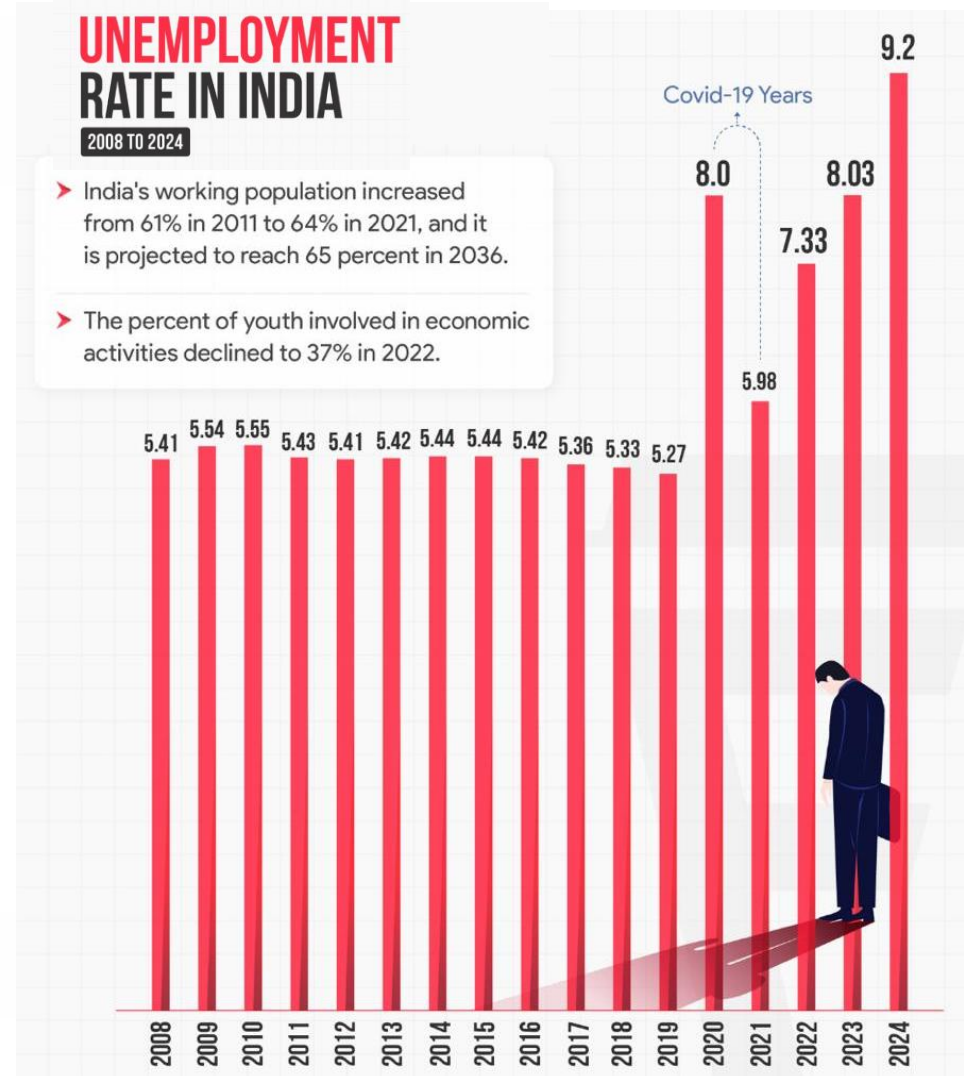
EU countries lead the way in tax collections

Tax revenues as a % of GDP in G20 countries



5 Unemployment rate in India

The unemployment rate continues to be on the rise post Covid



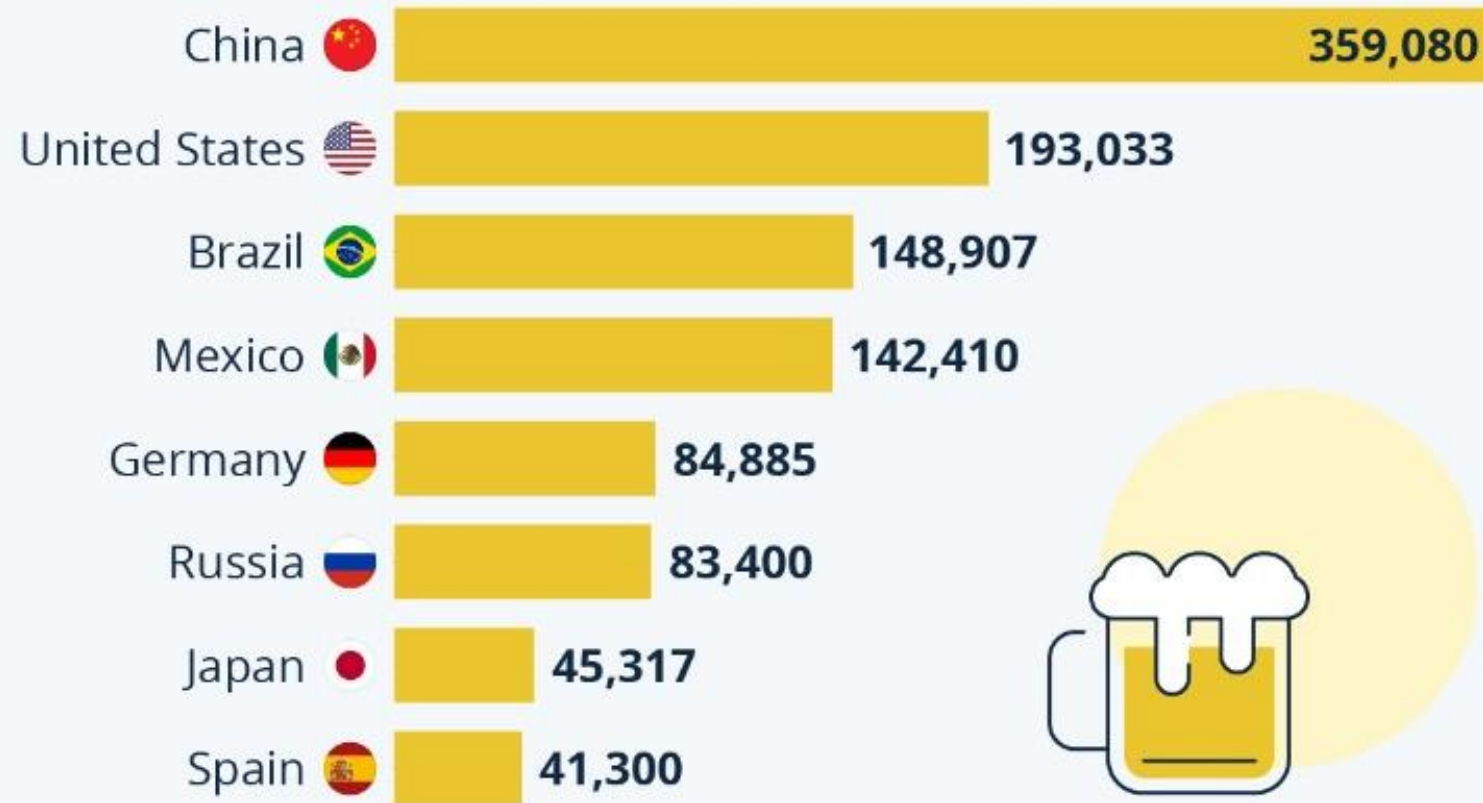
Source: Finshots, Forbes.in

6 Countries with the highest beer output volume in 2023

China is the world's biggest producer of beer, nearly 2x of the second largest producer

China Is the World's Biggest Producer of Beer

Countries with the highest beer output volume in 2023



7 USA National Debt on the rise

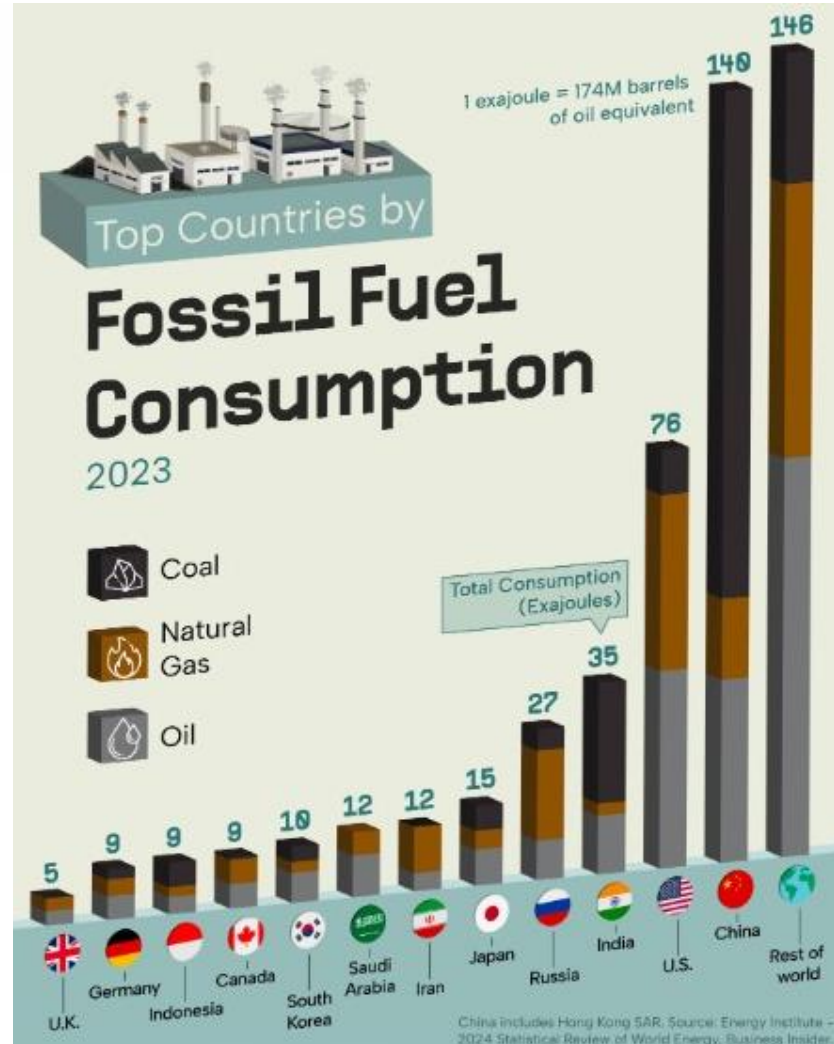
Growing U.S National debt is drawing increased attention. At all-time highest level of \$35 trillion



Source: Statista, Fiscal Data, U.S Department of the Treasury

8 Fossil Fuel Consumption

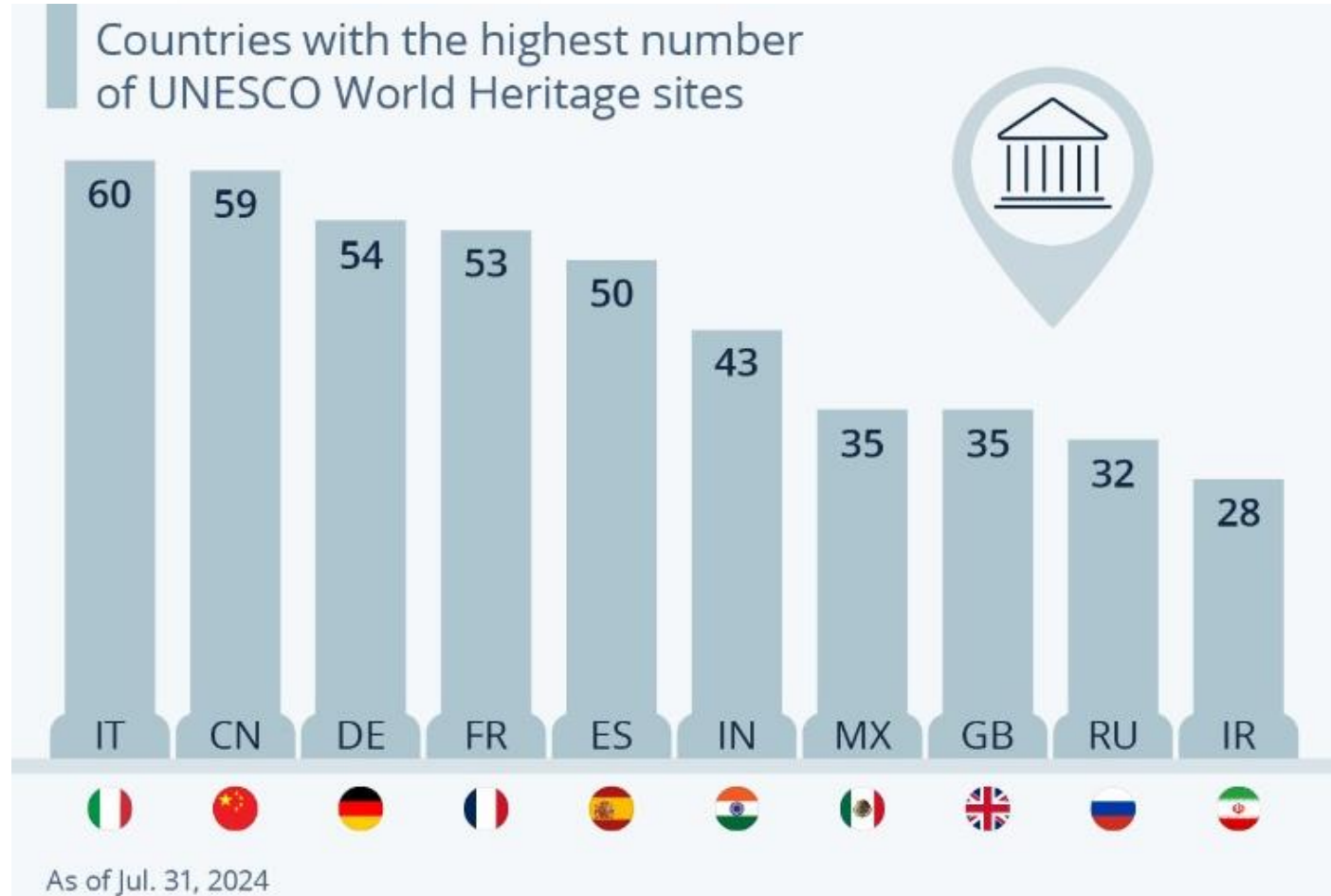
UK, Germany, Indonesia and Canada are lowest consumers of fossil fuel. China, India and US lead



Source: Elements, Visual Capitalist

9 Countries having the most World Heritage Sites

Italy is the country with the Most World Heritage Sites. India has 43 heritage sites



10 Olympic Stats of the World's Most Populous Countries

India's population base provides a large headroom to improve its medal tally on the world stage

| | Population | # of Athletes in the 2024 Games | Total Medals Won (as of 2022) |
|-------------|------------|---------------------------------|-------------------------------|
| India | 1.4B | 117 | 58 |
| China | 1.4B | 388 | 900 |
| U.S. | 342M | 592 | 3,105 |
| Indonesia | 280M | 29 | 40 |
| Pakistan | 246M | 7 | 12 |
| Nigeria | 230M | 88 | 35 |
| Brazil | 218M | 274 | 182 |
| Bangladesh | 175M | 5 | 0 |
| Russia | 144M | -- | 779 |
| Mexico | 129M | 107 | 101 |
| Ethiopia | 130M | 34 | 79 |
| Japan | 123M | 403 | 690 |
| Philippines | 119M | 22 | 15 |
| Egypt | 115M | 148 | 62 |
| D.R. Congo | 106M | 6 | 0 |

Source: Worldometer, Olympedia, Statista



THANK YOU

Disclaimer: The securities quoted are for illustration only and are not recommendatory. Any performance depictions are for illustration purposes only and such past performance may or may not sustain in future. Investments in securities market are subject to market risks. Read all the related documents carefully before investing. This message and any attachments are meant solely for investor awareness and forms a part of education and awareness initiative. The circulation of this document shall not be construed as a recommendation or a solicitation to subscribe, buy, sell, or hold any scrip, fund, or scheme. This document is intended only for the personal use to whom it is addressed or delivered and must not be reproduced or redistributed in any form to any other person.