



# WHAT WE ARE SEEING

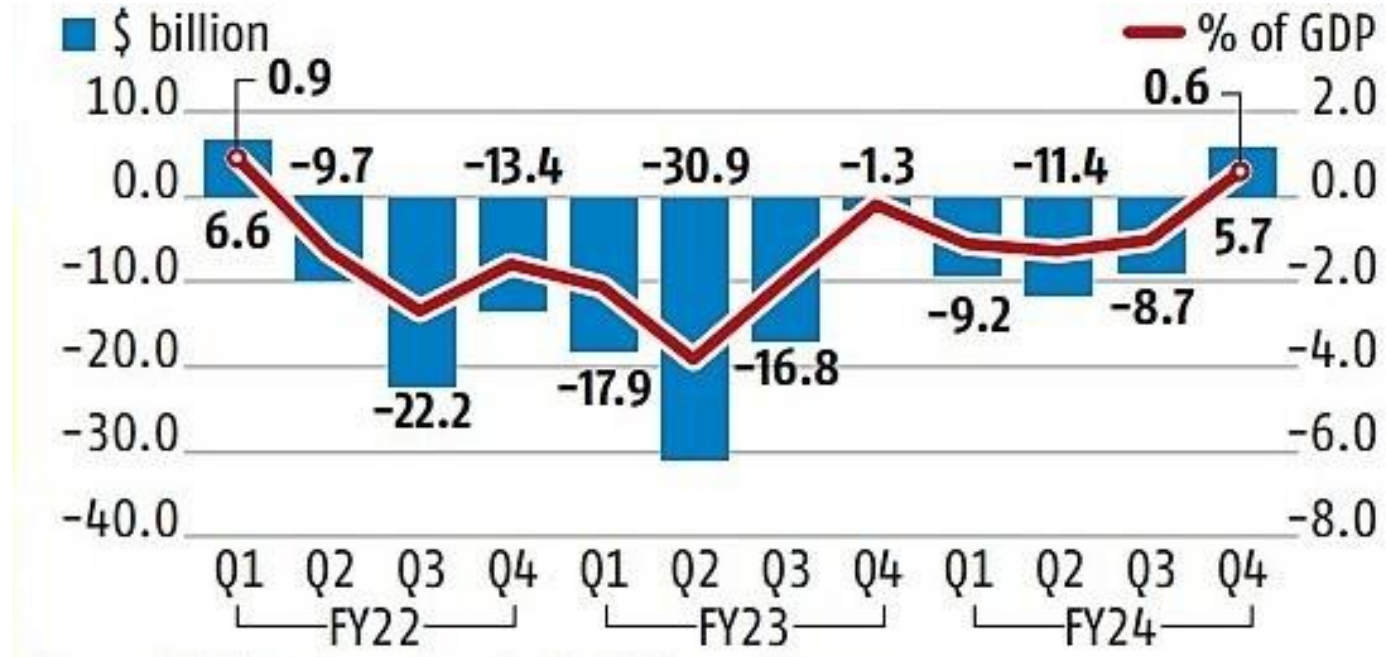
VERSION 1.152

05-07-2024




# 1 In the Green Zone

India's current account balance saw a surplus of US\$5.7bn in 4QFY24, 0.6% of GDP




## 2 Below normal rainfall in June

India saw a 11% rainfall deficit in June, highest in last five years



### 3 India's most valuable brands

Tata Group retains the top spot with brand value of US\$28.6bn











































Source: Business Standard

**Disclaimer:** The securities quoted are for illustration only and are not recommendatory

# 4 Most environmentally friendly countries

Estonia has the best score on the EPI index in 2024 across the globe


		score		score	
01	 Estonia	75.3	21	 Spain	64.2
02	 Luxembourg	75.0	22	 Lithuania	63.9
03	 Germany	74.6	23	 Australia	63.0
04	 Finland	73.7	24	 Croatia	62.6
05	 United Kingdom	72.7	25	 Slovenia	62.5
06	 Sweden	70.5	26	 Portugal	62.2
07	 Norway	70.0	27	 Japan	61.7
08	 Austria	69.0	28	 Canada	61.1
09	 Switzerland	68.0	29	 Italy	60.5
10	 Denmark	67.9	30	 Hungary	60.1
11	 Greece	67.4	31	 Latvia	59.9
12	 Netherlands	67.2	32	 Belarus	58.1
13	 France	67.1	33	 New Zealand	57.7
14	 Belgium	66.7	34	 United States	57.3
15	 Malta	66.6	35	 Romania	57.2
16	 Ireland	65.7	36	 Suriname	56.6
17	 Czech Republic	65.6	37	 Bulgaria	56.3
18	 Slovakia	65.0	38	 Bahamas	56.0
19	 Poland	64.4	39	 Antigua and Barbuda	55.5
20	 Iceland	64.3	40	 Costa Rica	55.5

Source: Environmental Performance Index 2024, Ranking Royals.

The 2024 EPI combines 58 indicators across 11 issue categories, ranging from climate change mitigation and air pollution to waste management, sustainability of fisheries and agriculture, deforestation, and biodiversity protection

# 5 Countries with the most High-Networth individuals

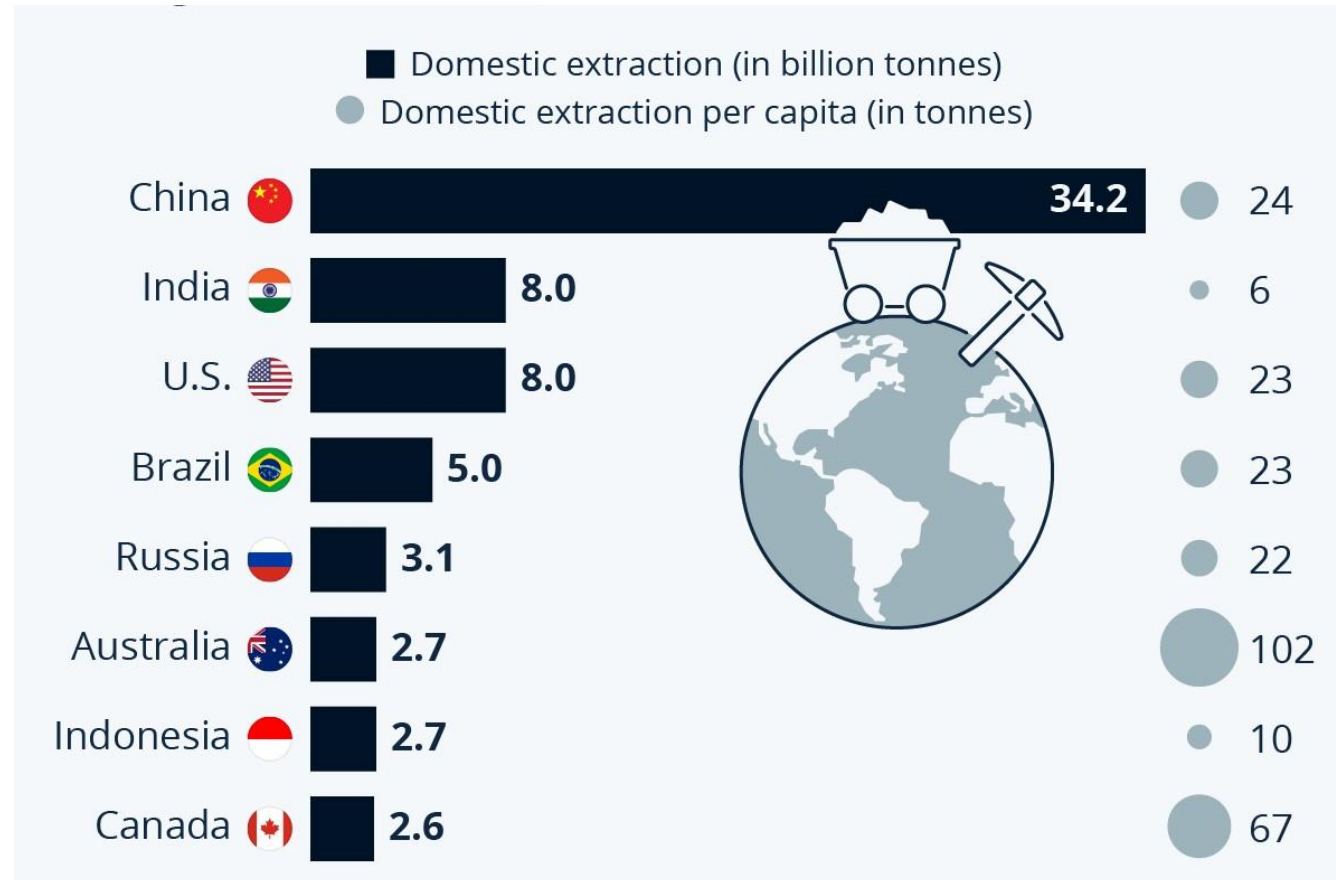
India is 10<sup>th</sup> on the list based on number of millionaires as of Dec'23

	MILLIONAIRES USD 1M+	CENTI-MILLIONAIRES USD 100M+	BILLIONAIRES USD 1B+
U.S. 	5,492,400	9,850	788
China 	862,400	2,352	305
Germany 	806,100	1,075	82
Japan 	754,800	748	39
UK 	602,500	830	75
France 	506,000	605	55
Switzerland 	427,700	730	40
Australia 	383,300	463	48
Canada 	371,200	495	52
India 	326,400	1,044	120
Italy 	289,300	418	38
Singapore 	244,800	336	30

Source: New World Wealth, accessed via Henley & Partners, Visual Capitalist

# 6 The World's biggest miners

India is the second largest extractor of domestic materials in 2023

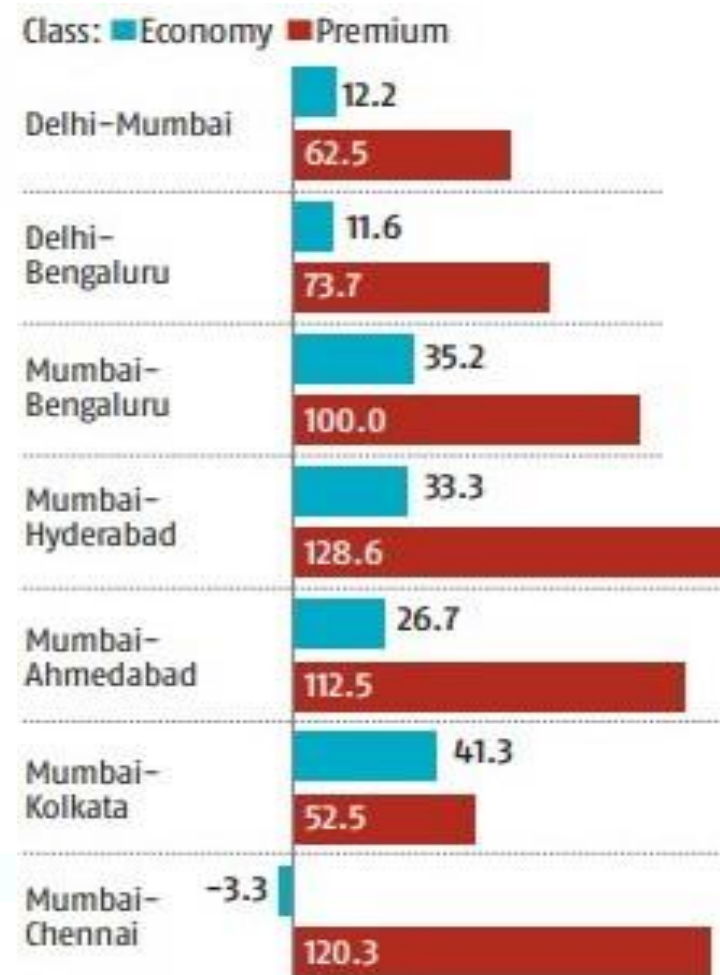


Source: UNEP IRP Global Material Flows Database, Statista.

Note: Domestic materials include Biomass, fossil fuels, metal ores, non-metallic minerals

# 7 Premium airfares over major domestic routes increased 52–129%

Change in average airfare in Mar'24 over Mar'19, in %

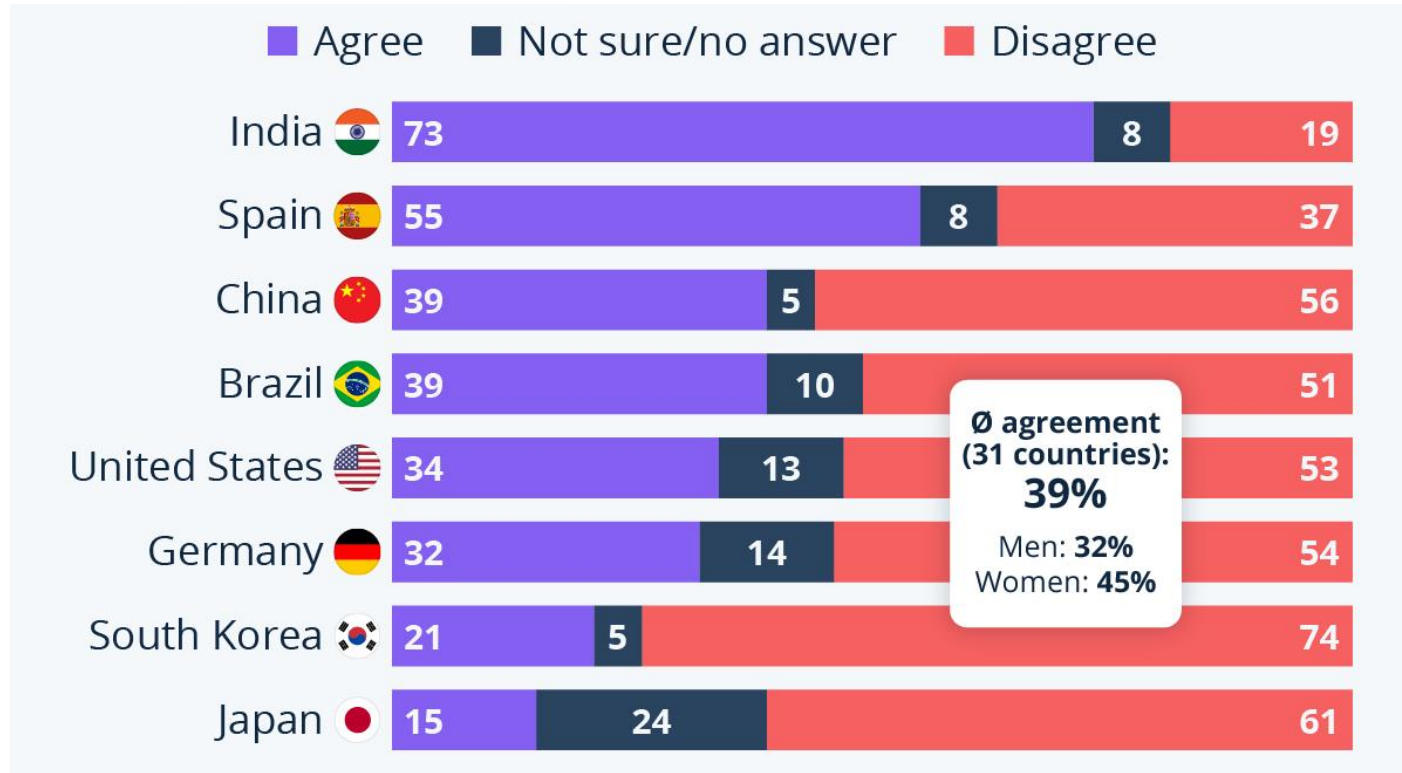


Source: Voronoi, The Wall Street Journal, Beverage Digest



# 8 A world of Feminists? Far from it...

India and Spain are the only countries where more than 50% respondents identify themselves as Feminist



Source: Ipsos, Statista,. Note: Survey of 24,269 respondents (16-74 y/o) across 31 countries on Agreement with the statement "I define myself as a feminist", by selected country (in percent). Dec 22, 2023-Jan5, 2024

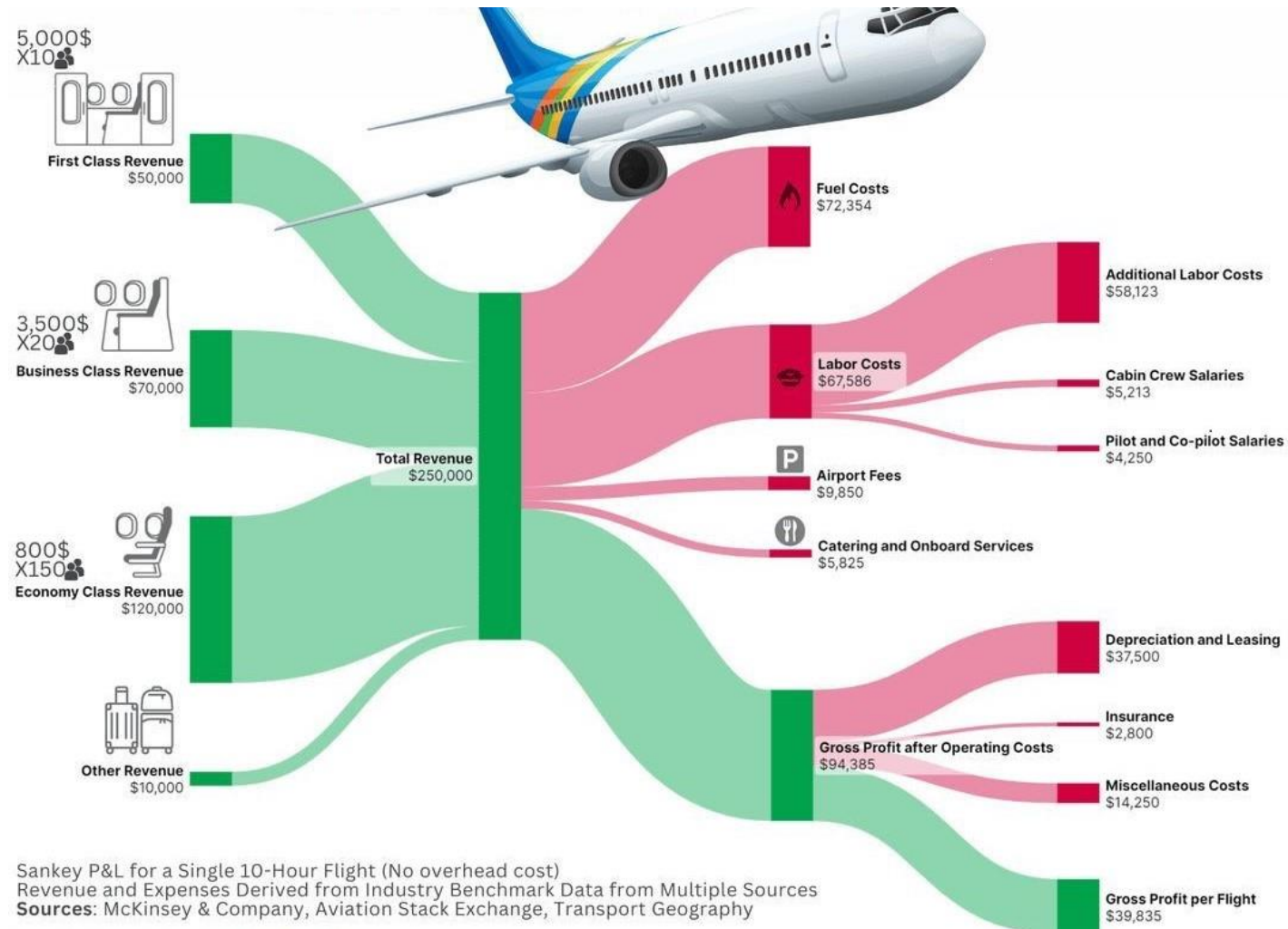
# 9 Hiring activity remains muted

According to Naukri JobSpeak index, hiring activity declined 8% y/y in Jun'24



Source: Naukri

# 10 How airplanes make money?



Source: McKinsey & Company, Aviation Stack Exchange, Transport Geography, Chart by Lirim Zenuni, Tools: Power BI & Canva. Note: Sankey P&L for a single 10-Hour flight (no overhead cost). Revenue and Expenses derived from industry benchmark data from multiple sources

A man in a dark blue suit and red tie stands on a red, 3D-style platform, looking through a red telescope. The background is a soft gradient of purple and pink with stylized clouds and geometric shapes like arrows and chevrons.

# THANK YOU

**Disclaimer:** The securities quoted are for illustration only and are not recommendatory. Any performance depictions are for illustration purposes only and such past performance may or may not sustain in future. Investments in securities market are subject to market risks. Read all the related documents carefully before investing. This message and any attachments are meant solely for investor awareness and forms a part of education and awareness initiative. The circulation of this document shall not be construed as a recommendation or a solicitation to subscribe, buy, sell, or hold any scrip, fund, or scheme. This document is intended only for the personal use to whom it is addressed or delivered and must not be reproduced or redistributed in any form to any other person.