



WHAT WE ARE SEEING

VERSION 1.146

12-04-2024



1 Who leads UPI Payments?

PhonePe has around 48% market share on UPI, followed by Google Pay (~37% share) and Paytm (~9% share)

*Image shows the March 2024 volume & value across of B2C, B2B & Customer Initiated Transactions

Company	Value (Cr)	Volume (Mn)
PhonePe	₹10,02,388	6,502
Google Pay	₹6,95,196	5,061
Paytm	₹1,34,407	1,230
Cred	₹44,992	132
ICICI Bank	₹26,497	46
Yes Bank	₹13,869	24
BHIM	₹8,339	30
Axis Bank	₹7,436	95
HDFC Bank	₹7,293	35
Amazon Pay	₹6,773	65
Kotak Mahindra	₹5,763	39
Groww	₹3,539	7
Bajaj Finserv	₹2,803	16
WhatsApp	₹2,537	31
SBI	₹2,396	7
Mobikwik	₹2,190	8
IDFC Bank	₹1,581	6
Airtel Payments Bank	₹1,207	16
India Post Payments Bank	₹851	7
Fampay	₹528	44

Source: Tradebrains, NPCI. The securities quoted are for illustration only and are not recommendatory.

2 YouTube users by Nationality

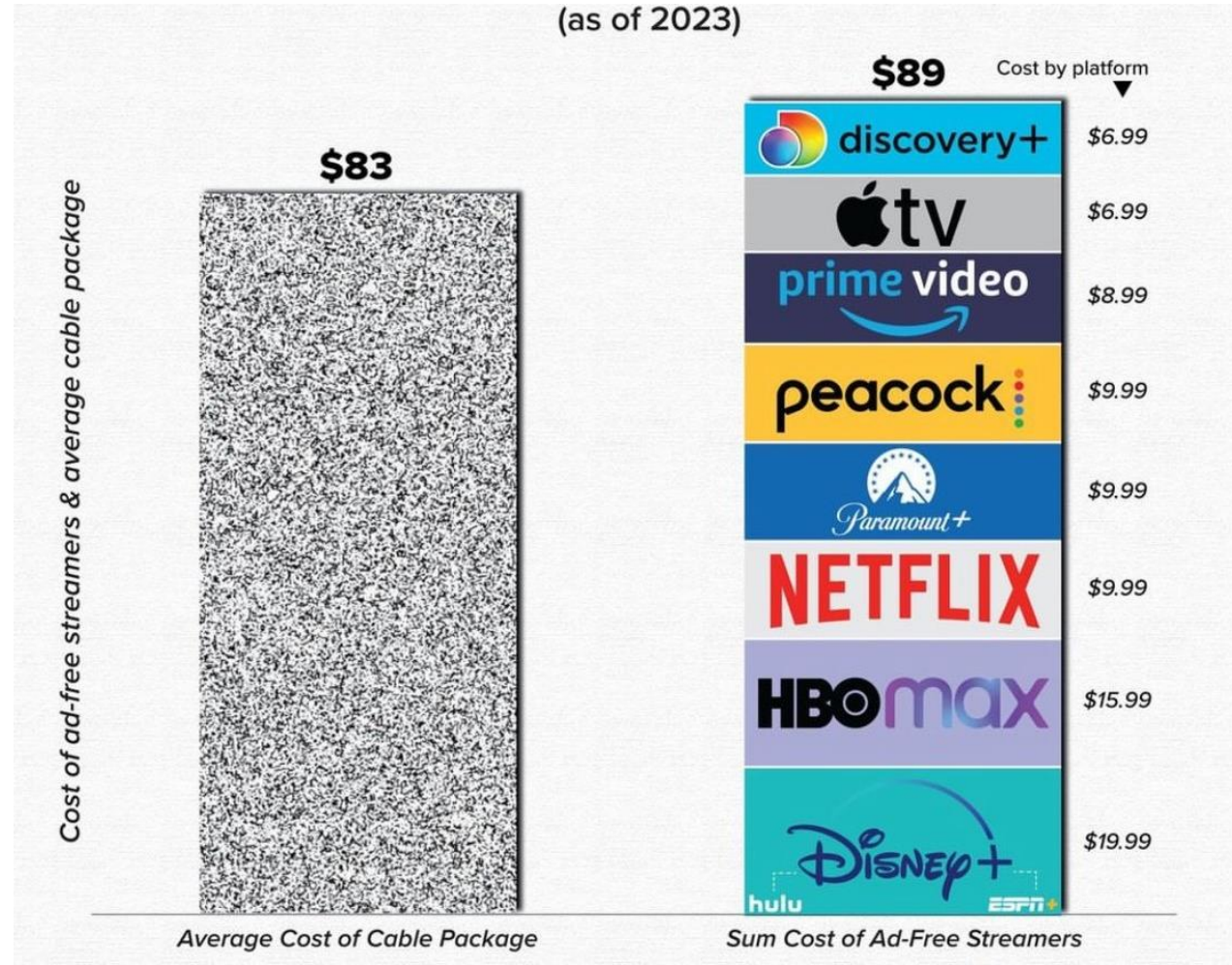
~India has the largest number of YouTube users (~46.2 Cr) i.e. 2x of USA



Source: Statista, SOIC

3 The cost of cable vs top streaming subscriptions

Average cost of cable is ~6% less than sum cost of 8 ad-free streamers



Source: CableTV.com, StatsPanda. The securities quoted are for illustration only and are not recommendatory.

4 Paid maternity leaves across the globe

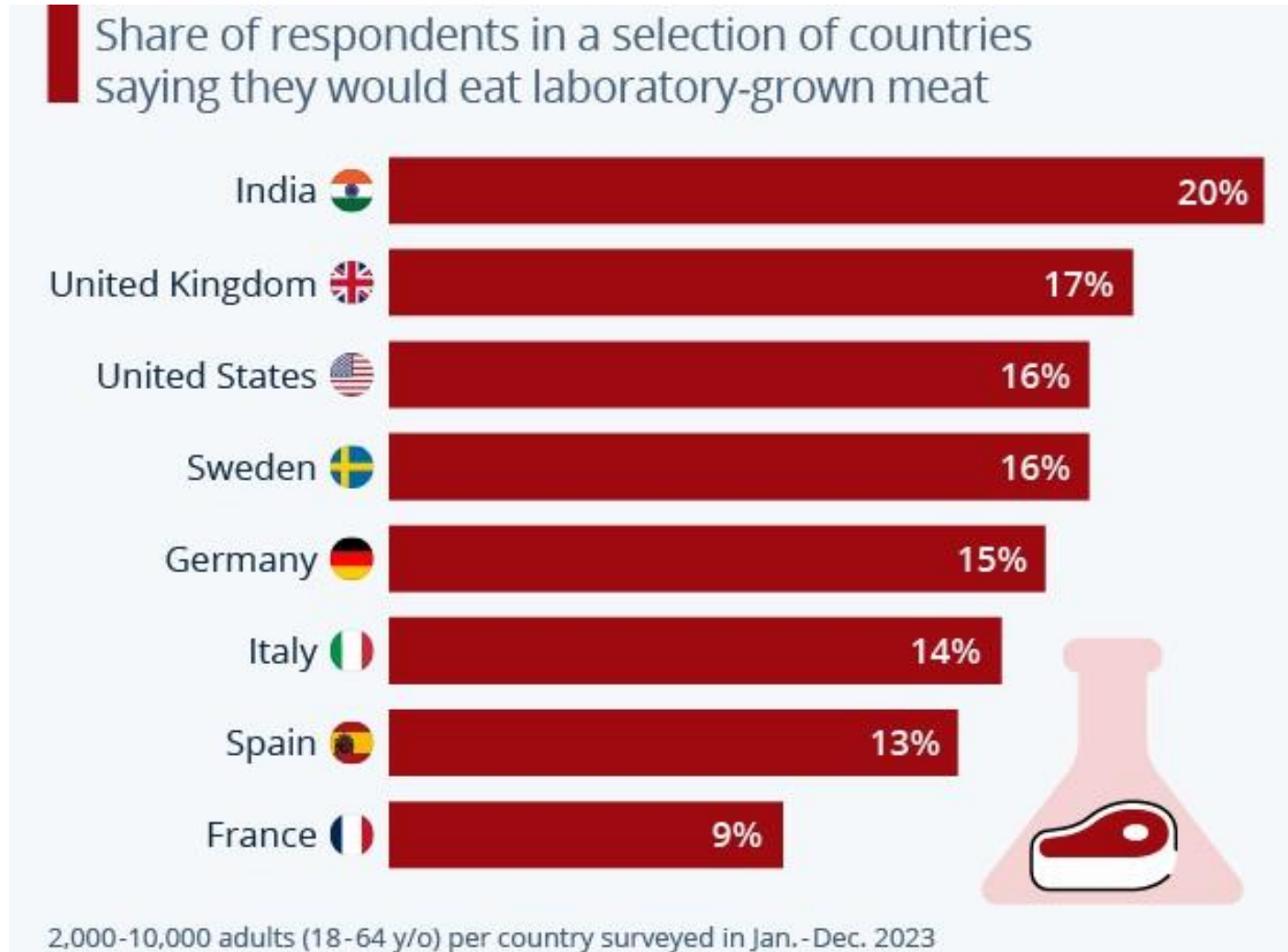
India ranks 8th in the world with 182 paid maternity leaves under the Maternity Benefit Act 1961.



Source: The World Bank Group. Inside IIM

5 Lab Grown meat Anyone?

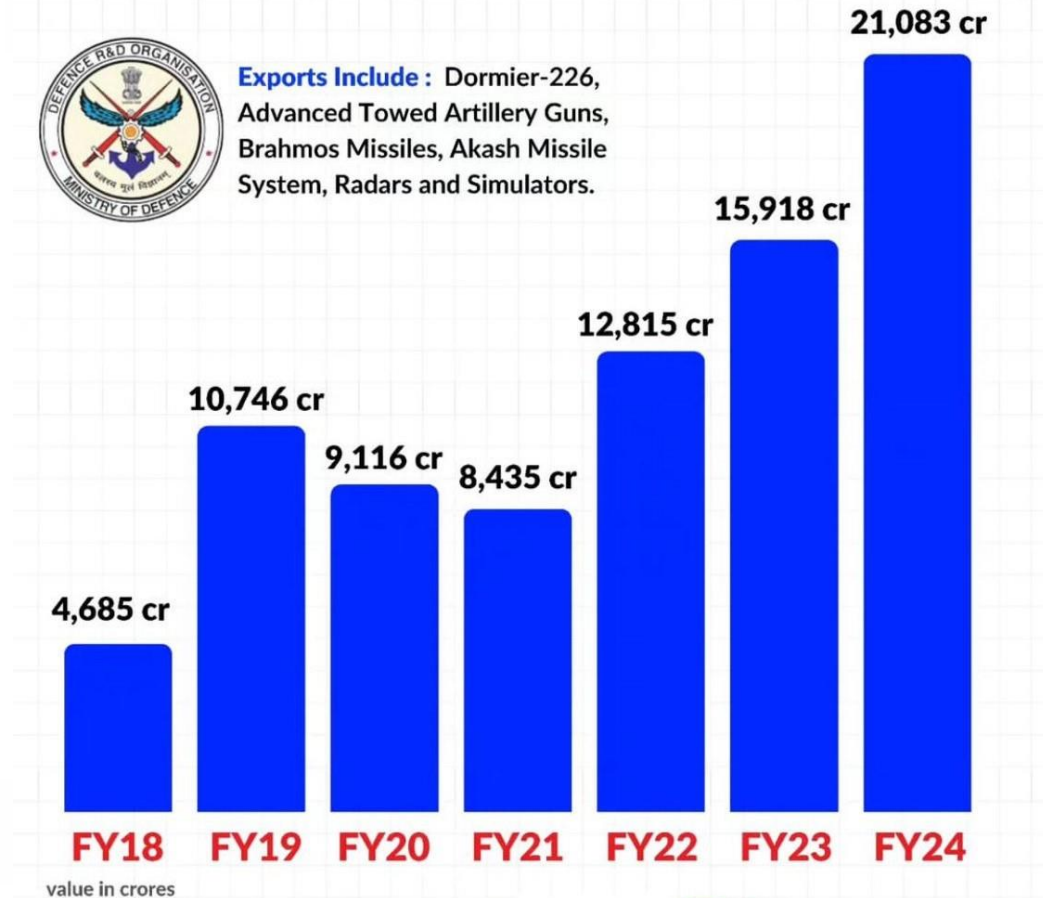
One in five people surveyed in India said they would be willing to try Lab grown meat. The Global cultured meat market size was valued at around USD 221.47 million in 2022 & is expected to grow at 13% CAGR till 2030.



6 Growth in India's defence exports

India's defence exports crossed ~21K Cr (growth of ~4.5x in past 6 years & 31x in past 10 years)

Based on **exports** from **FY18 to FY24**



Source: Ministry of Defence, MatermindInvestor, QUANTSEYE. Data in INR.

7 World's best airlines of 2023

Singapore Airlines is the best airlines across the Globe, Vistara only Indian airline in top 20!

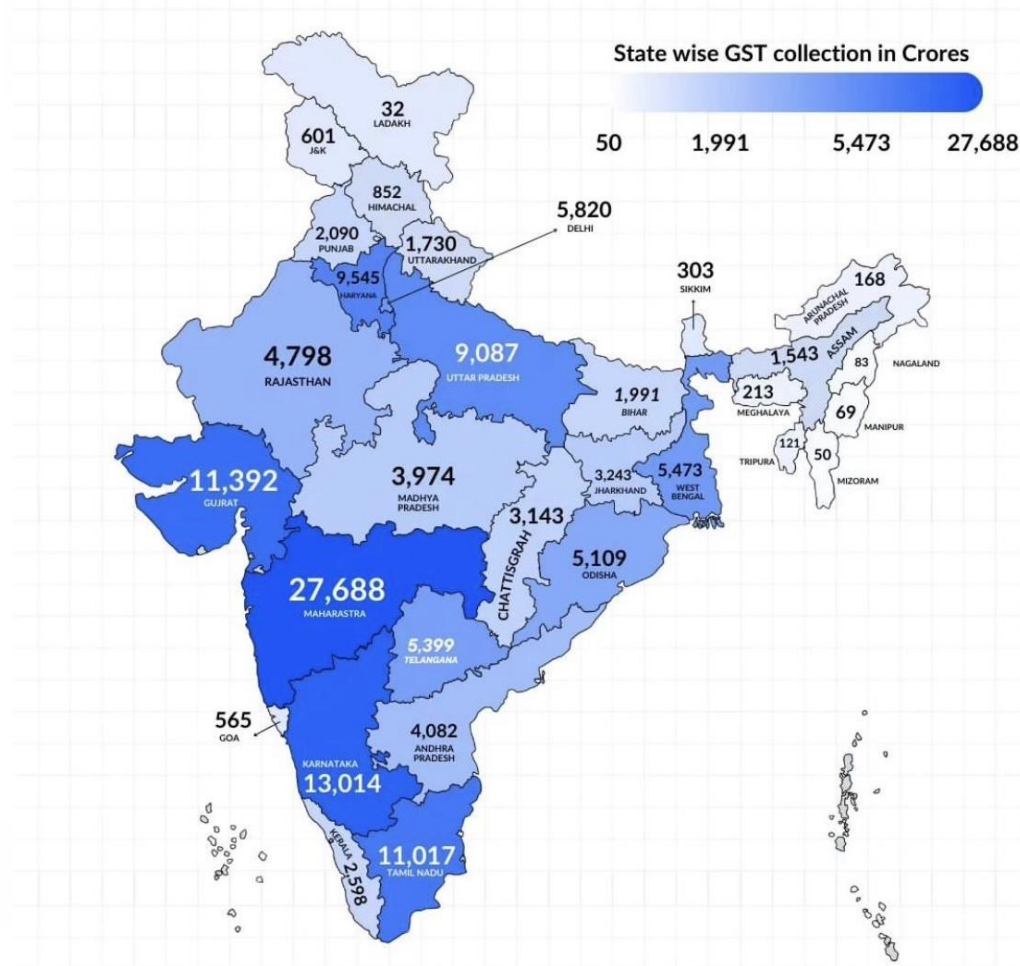


Source: SKYTRAX, RankingRoyals. The securities quoted are for illustration only and are not recommendatory.

8 Growth in GST collection

Mar'24 witnessed 2nd highest GST collection of ~1.78 Tn (~11.5% YOY growth).

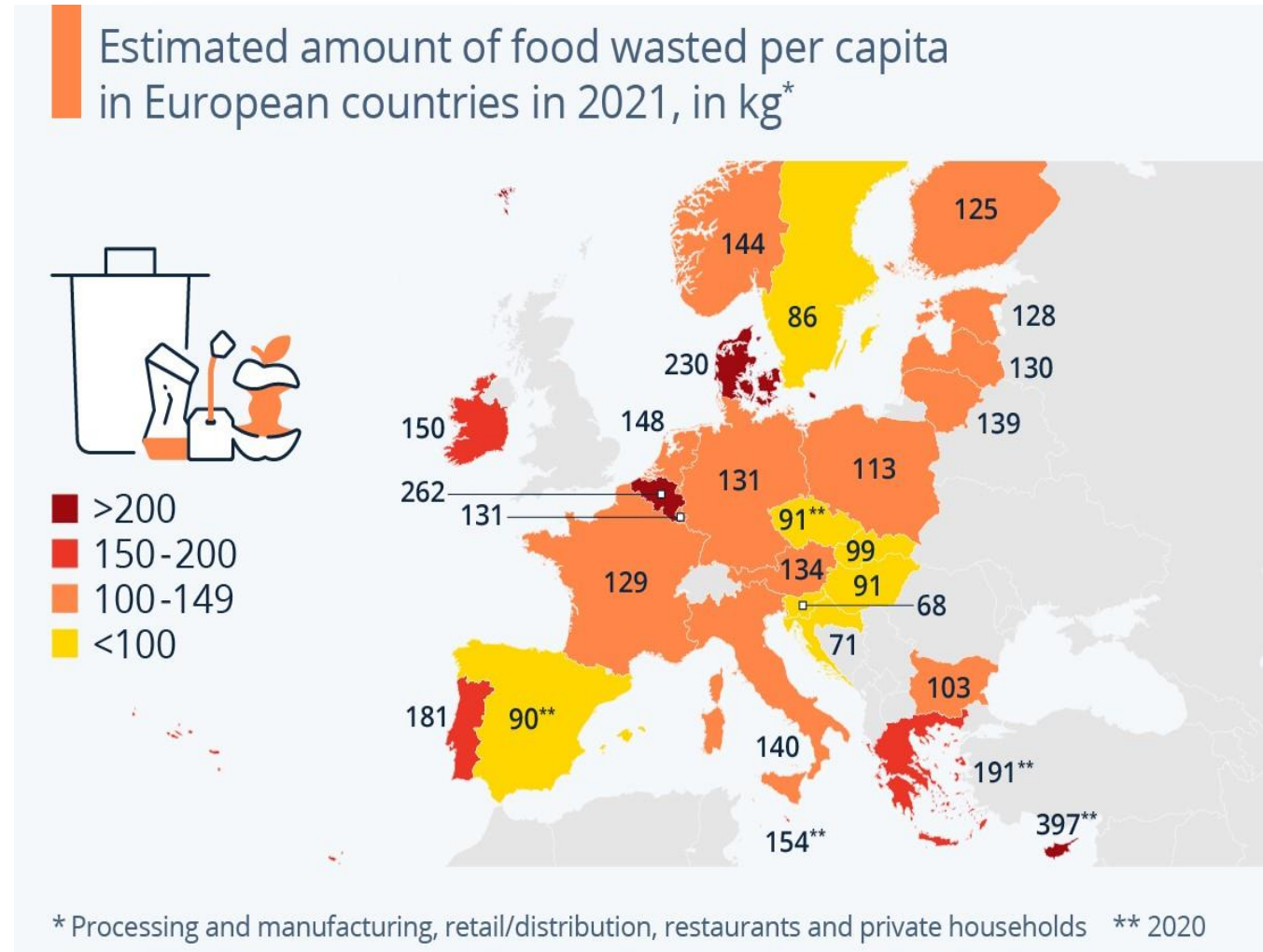
State wise GST collection in March 2024



Source: RBI, MastermindInvestor, QUANTSEYE. Data in INR.

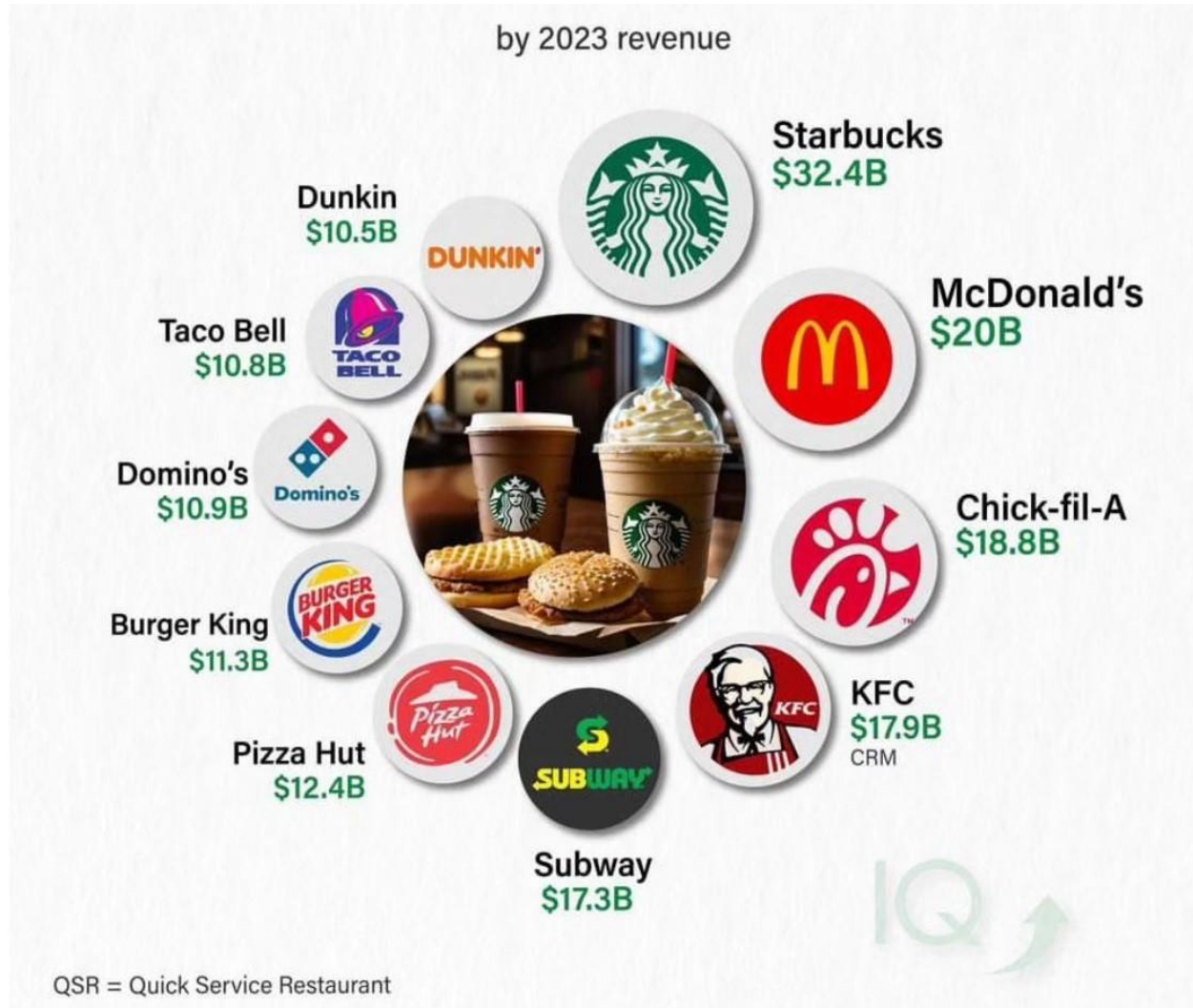
9 The Scale of food waste in Europe

Each person in Europe generated an avg of ~131 kg of food waste in 2021 & total food waste amounted to ~58mn tonnes!



10 The world's top 10 QSR brands

Starbucks is the World's top QSR brand.



Source: raisinginvestorIQ. The securities quoted are for illustration only and are not recommendatory.



THANK YOU

Disclaimer: The securities quoted are for illustration only and are not recommendatory. Any performance depictions are for illustration purposes only and such past performance may or may not sustain in future. Investments in securities market are subject to market risks. Read all the related documents carefully before investing. This message and any attachments are meant solely for investor awareness and forms a part of education and awareness initiative. The circulation of this document shall not be construed as a recommendation or a solicitation to subscribe, buy, sell, or hold any scrip, fund, or scheme. This document is intended only for the personal use to whom it is addressed or delivered and must not be reproduced or redistributed in any form to any other person.