



# WHAT WE ARE SEEING

VERSION 1.139

5-1-2024



1

# FY24 PSU Capex Status (Period From Apr–Nov 2023)

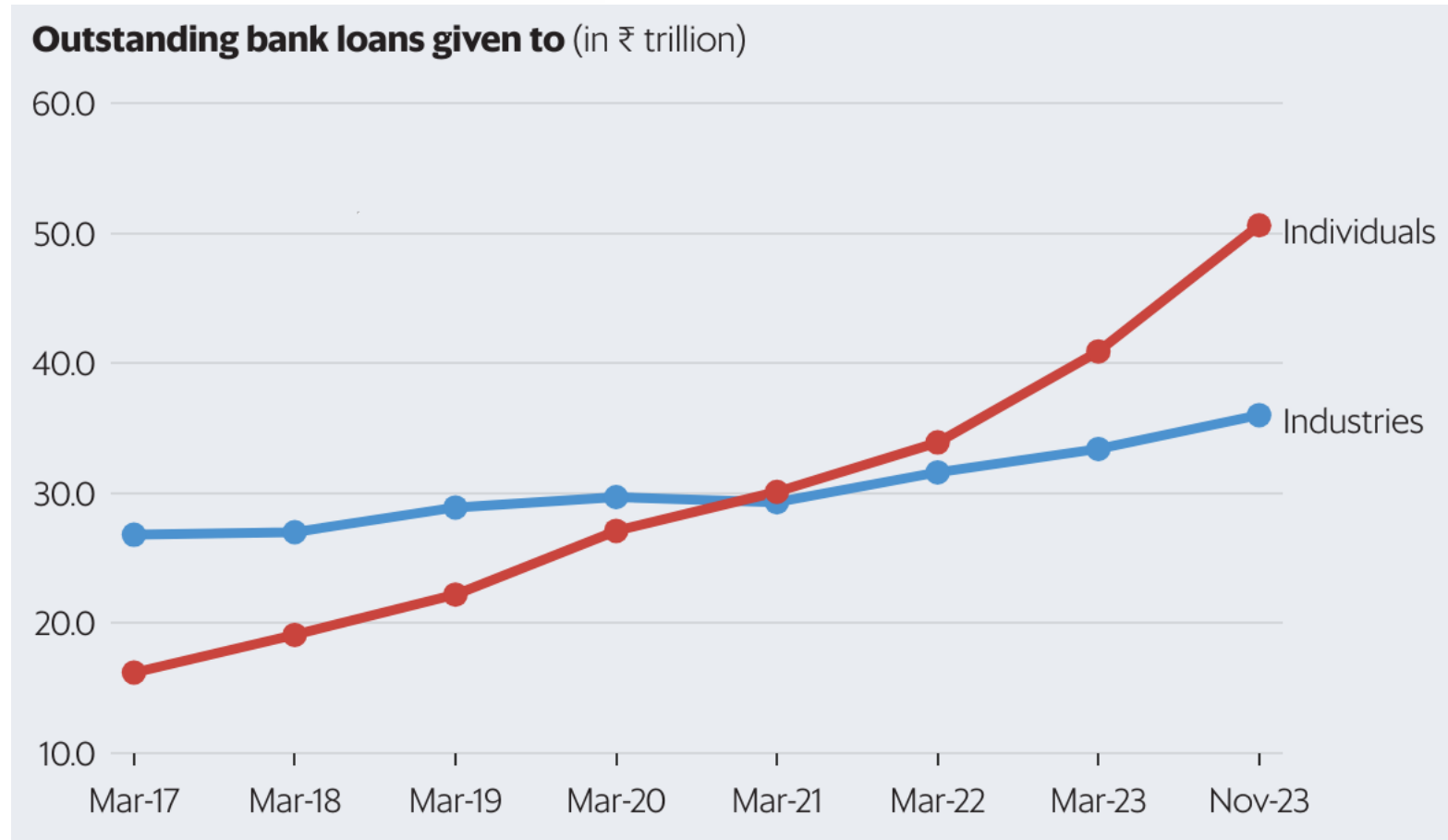
Shipping, Petroleum, Communication and Roads have achieved more than 70% of its yearly capex target

	FY24 Target (₹cr)	Achievement till Nov (₹cr)	Achievement till Nov (%)	
Railways	2,72,741	1,76,496	64.7	<div></div>
Roads	1,62,207	1,15,356	71.1	<div></div>
Petroleum	1,06,763	81,828	76.6	<div></div>
Power	60,938	33,460	54.9	<div></div>
Communication	59,625	43,646	73.2	<div></div>
PMO	22,594	9,566	42.3	<div></div>
Coal	19,480	13,023	66.9	<div></div>
Steel	10,260	5,306	51.7	<div></div>
Defence	4,245	1,765	41.6	<div></div>
Civil aviation	4,000	2,587	64.7	<div></div>
Housing	3,700	2,509	67.8	<div></div>
Mines	2,150	1,433	66.7	<div></div>
Renewable energy	2,051	290	14.2	<div></div>
Shipping	300	263	87.6	<div></div>
<b>OVERALL*</b>	<b>7,33,345</b>	<b>4,88,470</b>	<b>66.6</b>	

Source: Department of Public Enterprise (DPE), Ministry of Finance, The Indian Express. Note – Data for PSUs with FY24 capex aim of over Rs 100 crore. \* – includes capex data from five more ministries.

## 2 Shifting Trends : Personal loans overtakes corporate loans

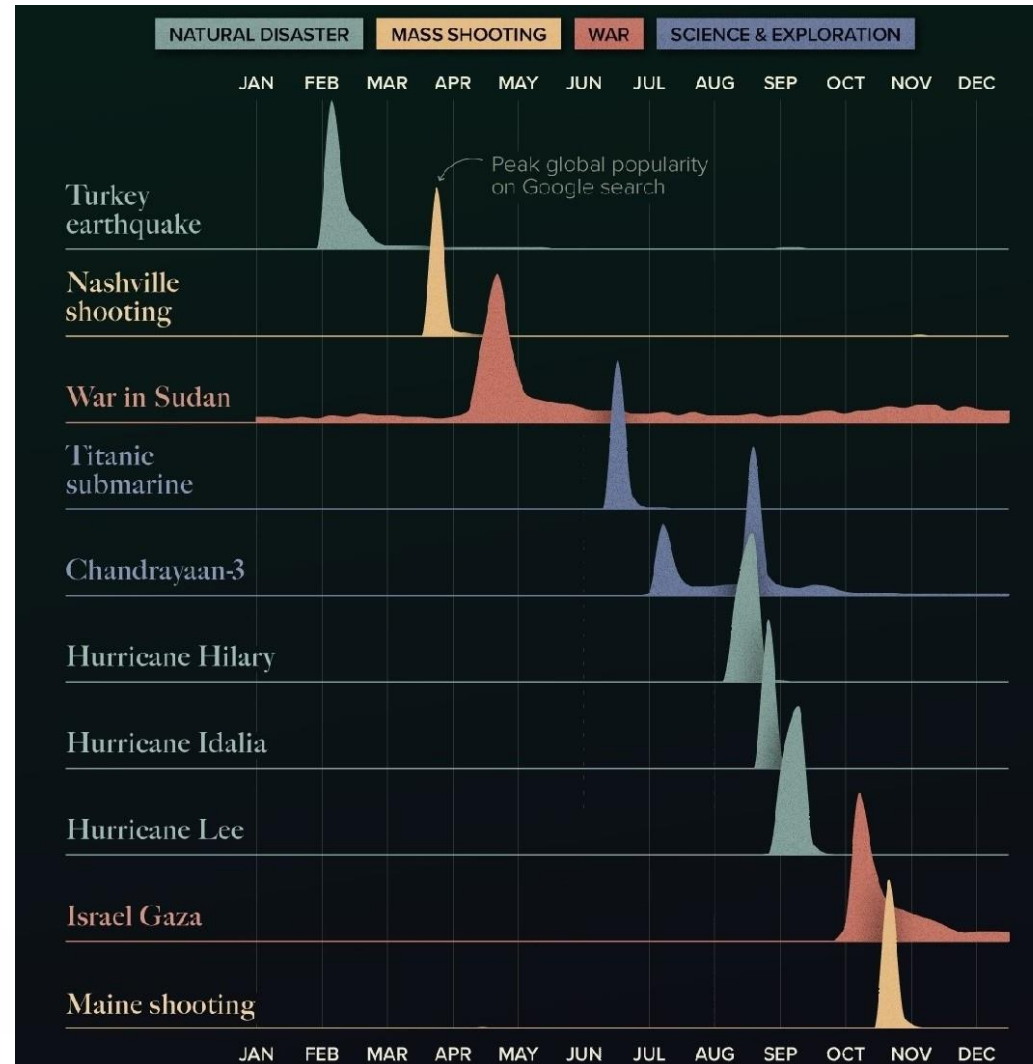
Outstanding retail loans given by banks exceeded Rs 50 trillion milestone for the first time in November 2023.



Source: RBI, Mint. Note – Data as of the end of each financial year. The latest data is as of 17<sup>th</sup> November 2023.

### 3 Top Global News stories on Google in 2023

India's space mission Chandrayaan – 3 was one of the top google news searches in 2023



Source: Google Trends, Visual Capitalist

## 4 Busiest International Airports in 2023

Atlanta Hartsfield–Jackson is the busiest Airport globally; Of the top 10 busiest airports in the world, 5 are in US alone

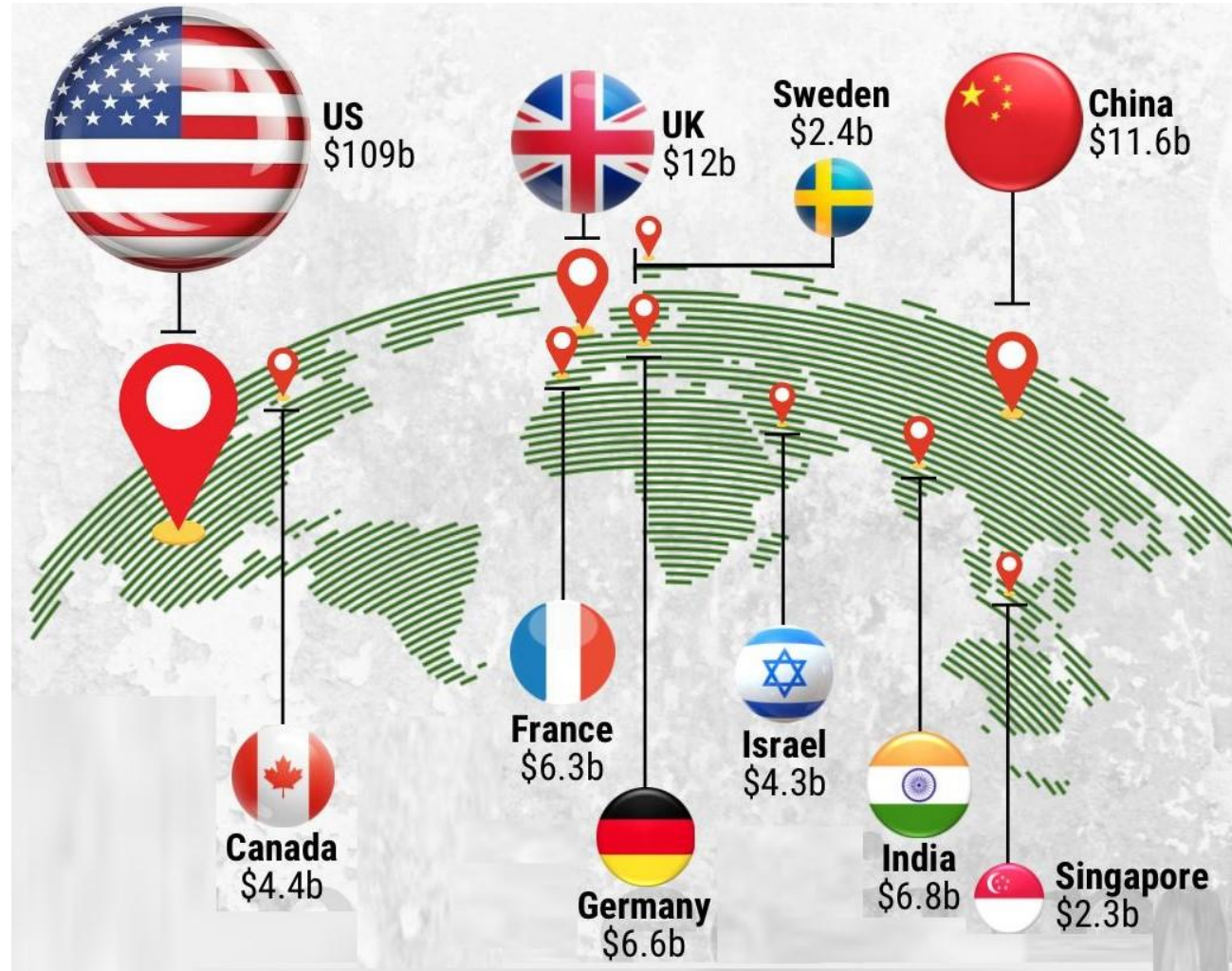


Source: Based on Data from OAG's Global Airline Schedules Data. Note – Based on International Airline capacity



# 5 Countries with highest Tech Funding

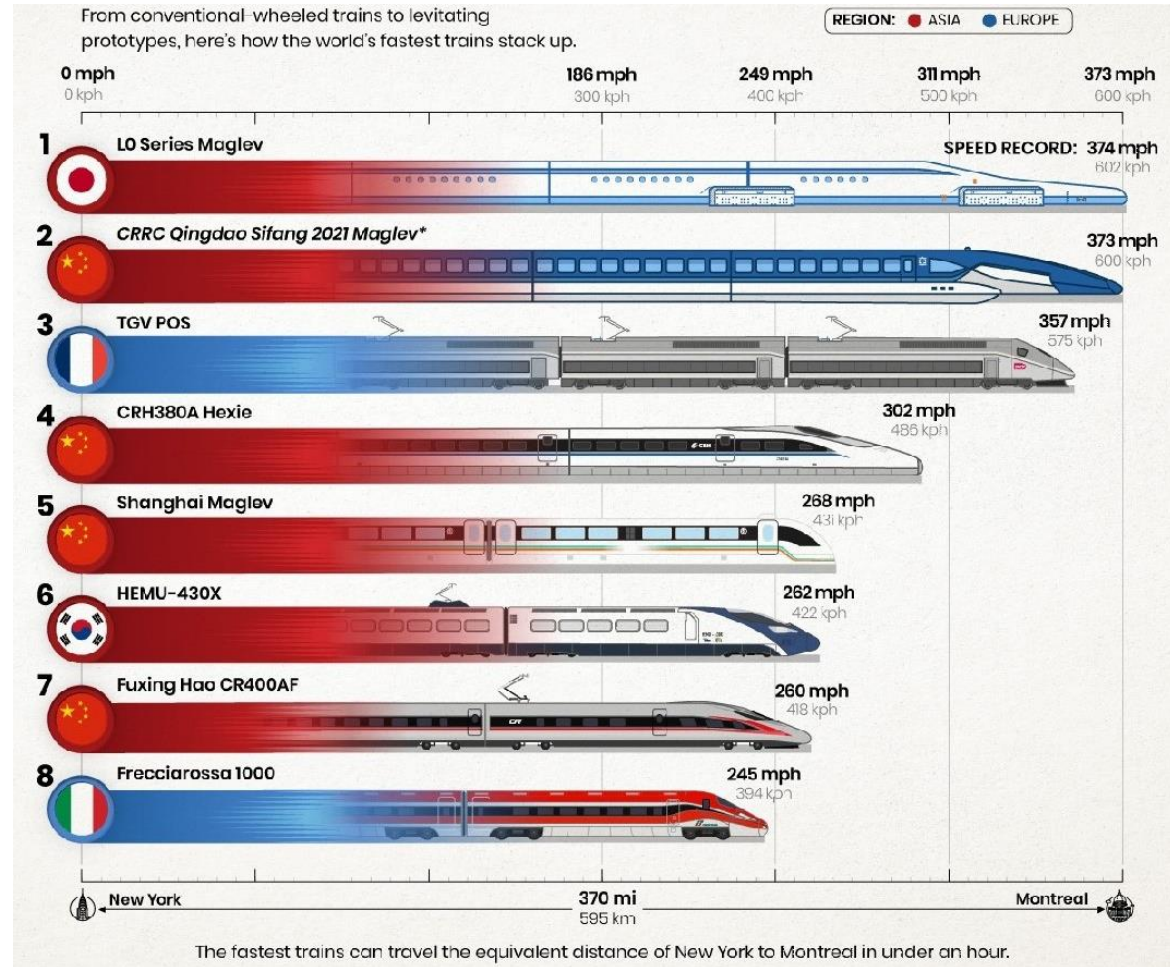
In 2023, Tech funding was highest in the US. India in top 10



Source: Mint Newspaper, Finmedium Note – All figures are in US\$ Billion. All figures as of 2023

# 6 World's Top 8 Fastest Trains

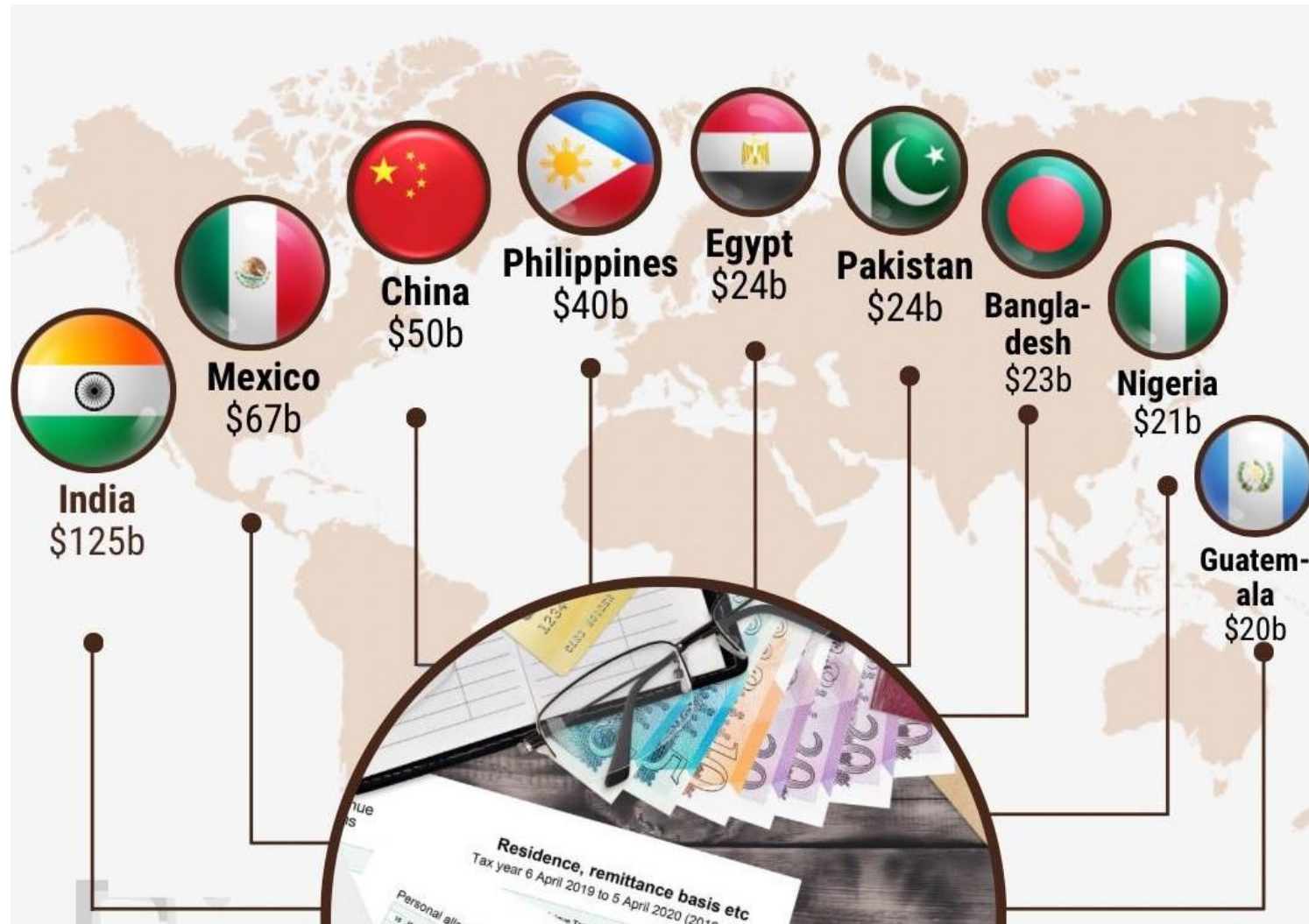
Japan's L0 Series Maglev is the fastest train; Overall, China has half of the top 8 of the fastest trains in the world.



Source: Travel + Leisure, Reuters, Visual Capitalist. Note: \* - China's newest in-production maglev train was announced in July 2021, with no name or class designation disclosed.

# 7 Top recipients of remittances in 2023

India tops; 5 out of the top countries are Asian.





## 8 World's most congested cities


Bogota is world's most congested city, of the world's top 10 congested cities, 3 are in India



Source: TomTom Traffic Index, Bloomberg Opinion. Note – Based on a daily 10 km commute at peak hours. Data as of 2022.

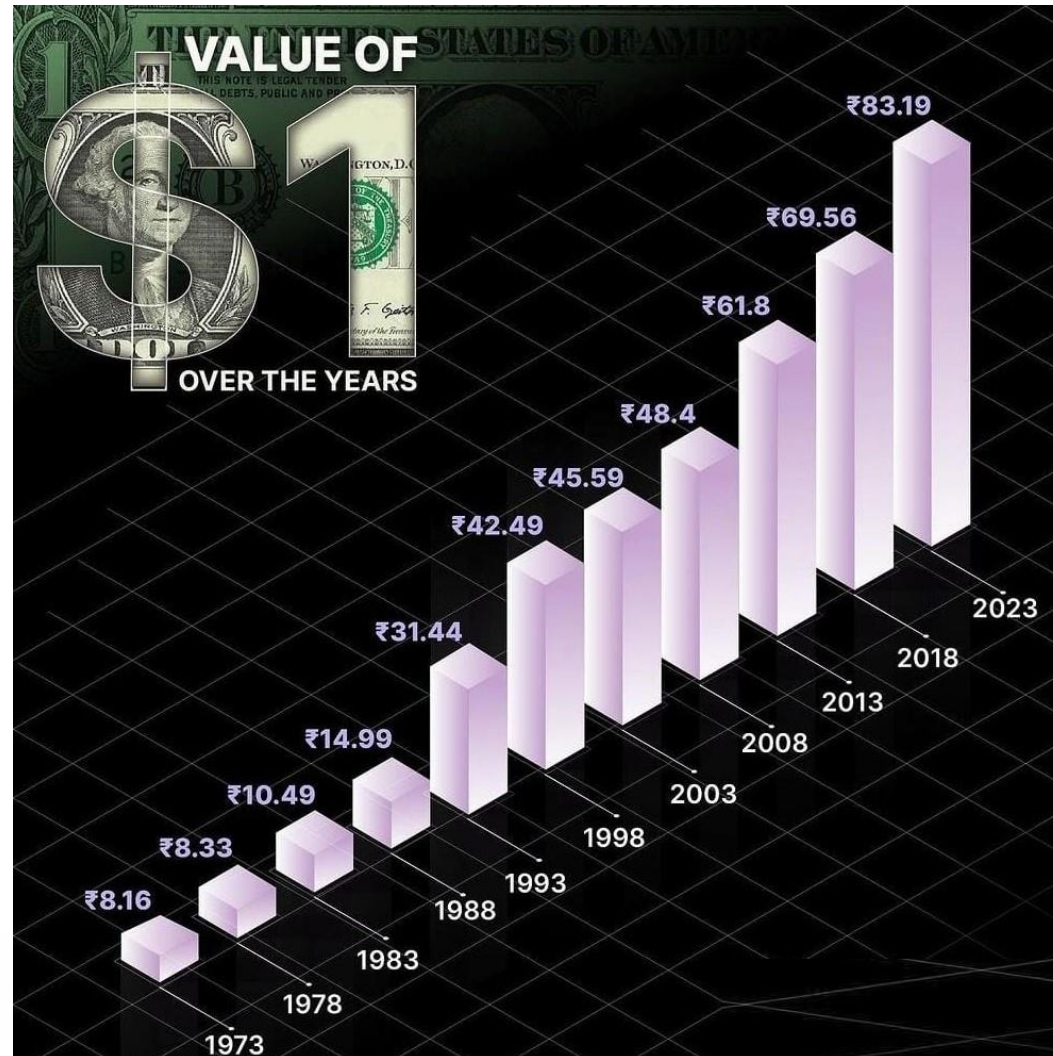
## 9 India's Electricity consumption

Industrial and Residential combined accounted for ~72% of India's overall electricity consumption demand



# 10 Value of 1 US\$ in Indian rupee terms

Over the last 50 years, US\$ has strengthened steadily against the Indian rupee



Source: Tradingview, Tinkerr Note – Data as on 26<sup>th</sup> December , 2023.



# THANK YOU

**Disclaimer:** The securities quoted are for illustration only and are not recommendatory. Any performance depictions are for illustration purposes only and such past performance may or may not sustain in future. Investments in securities market are subject to market risks. Read all the related documents carefully before investing. This message and any attachments are meant solely for investor awareness and forms a part of education and awareness initiative. The circulation of this document shall not be construed as a recommendation or a solicitation to subscribe, buy, sell, or hold any scrip, fund, or scheme. This document is intended only for the personal use to whom it is addressed or delivered and must not be reproduced or redistributed in any form to any other person.